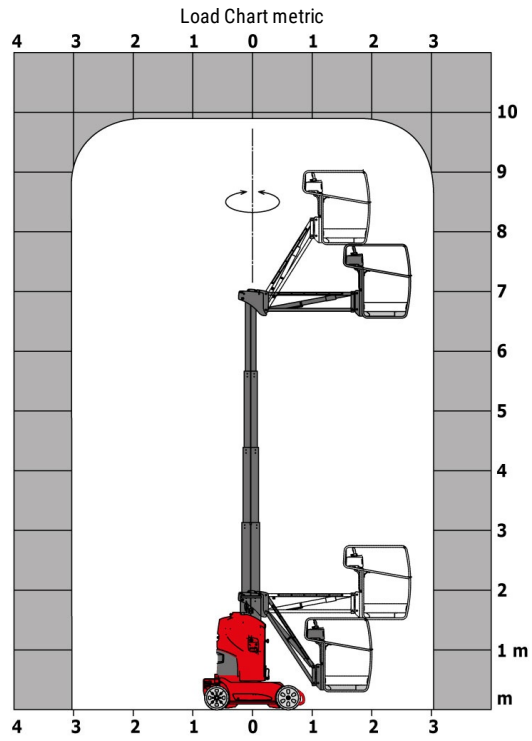

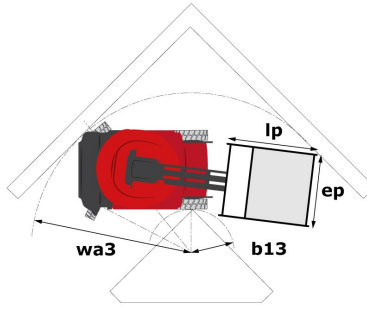
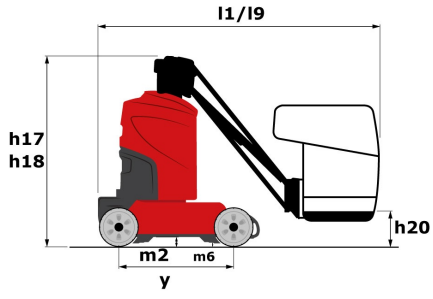


Capacities		Metrisch
Working height	h21	9.85 m
Platform height	h7	7.85 m
Max. outreach	r1	3.15 m
Overhang	h31	6.67 m
Pendular arm rotation (bottom)		+70 °
Platform capacity	Q	200 kg
Turret rotation		350 °
Number of people (inside / outside)		2 / 1
Weight and dimensions		
Platform weight*		2650 kg
Platform dimensions (length x width)	lp / ep	1.11 m x 0.93 m
Overall width	b1	0.99 m
Overall length	l1	2.8 m
Overall height	h17	1.99 m
Floor height (access)	h20	0.51 m
Jib length	l13	1.5 m
Counterweight offset (turret at 90°)	a7	0.095 m
Internal turning radius (over tyres)	b13	0.59 m
External turning radius	Wa3	2.09 m
Plugs / stability bars ground clearance	m6	0.02 m
Ground clearance at centre of wheelbase	m2	0.09 m
Wheelbase	y	1.2 m
Performances		
Drive speed - stowed		5 km/h
Drive speed - raised		0.6 km/h
Gradeability		25 %
Permissible leveling		2 °
Wheels		
Tyres type		Solid non-marking tires
Dimensions of front wheels / rear wheels		0.41 x 0.13m - 0.41 x 0.13m
Drive wheels (front / rear)		0 / 2
Steering wheels (front / rear)		2 / 0
Braking wheels (front / rear)		0 / 2
Engine/Battery		
Electric engine power rating		2 x 1.5 kW
Number of hydraulic pump / Capacity of hydraulic pump		2 x 4.20 cm <sup>3</sup>
Battery / Batteries capacity		24 V / 250 Ah
Integrated charger (V / A)		24 V / 30 A
Miscellaneous		
Number of cycles with STD Battery (HIRD)		29
Ground Pressure		11.8 daN/cm <sup>2</sup>
Hydraulic Pressure		140 Bar
Hydraulic tank capacity		22 l
Vibration on hands/arms		< 2.5 m/s <sup>2</sup>
Standards compliance		
This machine is in compliance with:		European directives: 2006/42/EC- Machinery (revised EN280:2013) - 2004/108/EC (EMC) - 2006/95/EC (Low voltage)

# Traglasttabellen



# Maßzeichnung



---

# Ausstattung

---

## Standard

Audible alarm and illuminated indicator lamp (leveling, overload, lowering)

Battery charge indicator lamp

CAN bus technology

Emergency stop button in platform and on frame

Fixed pothole protection

Fork pockets

Hom in the platform

Hour meter

Integrated diagnostic assistance

Manual emergency lowering

Multi-voltage integrated charger

Negative-type braking on rear wheels

Non-marking rubber tyres

Pendular arm

Platform with open-work floor

Proportional controls

Slings and securing rings

Tool box in platform

Traction battery

## Optional

110 or 230V plug with differential circuit breaker

230V Predisposition

Air predisposition

Beep on every movement

Biodegradable oil

Centralized recharging of battery

Extreme cold oil

Flashing Light

Maintenance-free battery

Personalized paintwork

SMS : Safe Man System

Safety harness

Working headlight in platform